

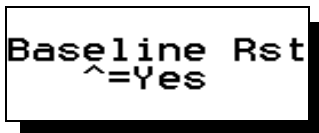
Resetting a PerfectPass System Version 6.5 NG (Graphic Display)

You can do a System Reset by pressing and holding the **ON/OFF** & **MENU** keys together as you **power-up** the system (turning ignition ON or to ACC). Continue holding keys as the skier moves across the screen and system information is displayed. The following screen should now appear. **NOTE if this screen does not appear turn off the ignition and try again, making sure to hold ON/OFF and MENU keys.**



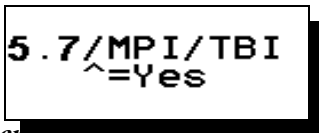
System Reset
^=Yes

Press the **UP** key to continue the reset



Baseline Rst
^=Yes

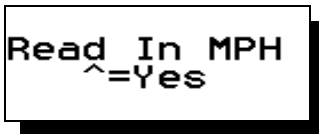
Press the **UP** key to reset RPM Baselines and speedometer calibrations to factory settings



5.7/MPI/TBI
^=Yes

Press the **UP** if you have a standard engine. Press the **DOWN** key if you have a 6.0L or 8.1L
NOTE: Message will vary on OEM.

versions



Read In MPH
^=Yes

Press the **UP** key to display the speed in MPH or the **DOWN** key to display speed in KPH



Wakboard Pro
^=Yes

Press the **UP** key to reset as a Wakeboard Pro or the **DOWN** key to reset as a Digital Pro

The system is now RESET!! Have fun!